


100 Soul Grooves For Bass: Unlock the Secrets of Groove and Feel



100 R & B Soul Grooves for Bass by Hervé Thibon

★★★★★ 5 out of 5

Language : English

File size : 10633 KB

Screen Reader : Supported

Print length : 156 pages

Lending : Enabled

X-Ray for textbooks : Enabled

Paperback : 392 pages

Item Weight : 1.76 pounds

Dimensions : 7.6 x 0.91 x 10.28 inches



: The Power of Soul Grooves

In the realm of music, few elements evoke emotion and get bodies moving like the infectious groove of the bass guitar. And when it comes to soul music, the bassline takes center stage, providing the foundation for the soulful harmonies, catchy melodies, and dance-inducing rhythms that define the genre.

For bassists seeking to capture the essence of soul grooves, mastering a repertoire of solid basslines is paramount. That's why we present you with "100 Soul Grooves For Bass," an indispensable resource designed to elevate your playing and unleash your inner groove.

Navigating the Grooves: A Journey Through Soulful Rhythms

Our meticulously curated collection of 100 soul grooves offers a comprehensive exploration of the genre's rhythmic vocabulary. From the laid-back swing of classic Motown basslines to the funky syncopations of modern R&B grooves, this vast repertoire provides a wealth of inspiration and material for bassists of all skill levels.

Each groove is presented in standard notation and tablature, ensuring easy understanding and accessibility for both sight readers and tab users. Additionally, clear indications of tempo, key, and groove style guide your playing, empowering you to recreate the authentic feel and sound of soul music.

The Art of Feel: Interpreting the Grooves with Style

Beyond technical proficiency, the soul groove is all about feel—the ability to convey emotion and authenticity through your bass playing. To fully capture the nuances of soul grooves, pay close attention to the following aspects:

1. Timing and Swing:

Soul grooves often rely on a relaxed, swung eighth-note feel. Practice playing with a slight delay on the second and fourth beats of each measure to achieve that signature swing.

2. Ghost Notes:

Incorporate ghost notes—lightly played, percussive notes—tastefully into your grooves to add depth and groove.

3. Slides and Hammer-Ons:

Slides and hammer-ons are essential techniques for creating smooth transitions and adding melodic interest to your basslines. Experiment with these techniques to enhance the flow and expressiveness of your grooves.

Unlocking the Grooves: A Step-by-Step Approach

To effectively master the soul grooves presented in this collection, follow these steps:

1. Listen and Analyze:

Listen attentively to the included audio examples to internalize the groove's feel, tempo, and rhythmic nuances.

2. Practice Slowly:

Start by practicing each groove slowly and gradually increase the tempo as you gain confidence and accuracy.

3. Experiment and Create:

Once you have mastered the basic grooves, feel free to experiment by combining them, adding variations, and creating your own original basslines. This is where the magic happens!

Discover the Masters: Legendary Soul Basslines

To further enhance your understanding of soul grooves, delve into the iconic basslines performed by legendary bassists such as:

- James Jamerson (Motown Records)
- Larry Graham (Sly & the Family Stone)

- Paul Jackson (Herbie Hancock, Michael Jackson)
- Marcus Miller (Miles Davis, Luther Vandross)
- Victor Wooten (Béla Fleck and the Flecktones)

Studying their techniques, grooves, and signature styles will provide invaluable insights into the art of soul bass playing.

Groove On: Enhancing Your Soul Groove Vocabulary

As you progress on your soul groove journey, consider incorporating these additional techniques to further enhance your playing:

1. Octave Grooves:

Play the root note in the lower octave while grooving on the higher octave, creating a fuller and more resonant sound.

2. Slap and Pop:

Add a funky dimension to your grooves by incorporating slap and pop techniques.

3. Chords and Arpeggios:

Enrich your basslines by incorporating chords and arpeggios, adding harmonic interest and melodic depth.

: Embracing the Soul Groove Ethos

Mastering soul grooves is a transformative journey that will elevate your bass playing to new heights. By embracing the techniques, feel, and inspirations outlined in this comprehensive guide, you will unlock the

secrets of groove and feel, enabling you to create infectious basslines that move bodies and captivate audiences. So, grab your bass, immerse yourself in these 100 soul grooves, and let the groove flow through you!


Copyright © [Your Name] 2023



100 R & B Soul Grooves for Bass by Hervé Thibon


★★★★★ 5 out of 5

Language : English
File size : 10633 KB
Screen Reader : Supported
Print length : 156 pages
Lending : Enabled
X-Ray for textbooks : Enabled
Paperback : 392 pages
Item Weight : 1.76 pounds
Dimensions : 7.6 x 0.91 x 10.28 inches



The Double Lives of Black Women in America: Navigating the Intersections of Race, Gender, and Class

Black women in America lead complex and multifaceted lives, juggling multiple roles and identities while navigating the often-intersecting challenges...



Banging My Billionaire Boss: A Love Story for the Ages (or at Least the Next Few Hours)

Chapter 1: The Interview I was nervous. Really nervous. I mean, I was about to interview for my dream job, the one that I had been working towards for years. I had...