

25 Projects to Make From Short Lengths of Fabric: Transform Your Scraps into Treasures

In the world of crafting, fabric scraps often find themselves destined for the scrap bin. But what if we told you that even the smallest pieces of leftover fabric hold a treasure trove of creative possibilities? Embark on a journey of upcycling with these 25 project ideas that will transform your fabric remnants into beautiful and functional masterpieces.



Fat Quarter: Quick Makes: 25 Projects to Make from Short Lengths of Fabric

★★★★☆ 4.5 out of 5

Language : English
File size : 20845 KB
Text-to-Speech : Enabled
Screen Reader : Supported
Enhanced typesetting : Enabled
Print length : 50 pages
Lending : Enabled



Home Décor Projects


1. **Fabric-Covered Coasters:** Protect your surfaces in style with these charming fabric-covered coasters. Simply cut circles from your fabric scraps and glue them onto cork or wood rounds.



2. **Quilted Potholders:** Add a touch of warmth and protection to your kitchen with quilted potholders. Piece together your fabric scraps to create unique and eye-catching designs.



3. **Fabric Wall Art:** Turn your fabric scraps into stunning wall art. Arrange them in a shadowbox frame or glue them to canvas to create a vibrant and textured masterpiece.



Practical Accessories

4. **Fabric-Lined Baskets:** Give your storage solutions a stylish upgrade with fabric-lined baskets. Simply line baskets with your fabric scraps for a pop of color and organization.



5. **Scrunchies:** Accessorize your hair in style with scrunchies made from your fabric scraps. Cut strips of fabric and sew them together to create these comfortable and trendy hair accessories.



6. **Fabric Napkins:** Add a touch of elegance to your dining experience with fabric napkins made from your scraps. Hem the edges for a polished look.



Creative Fabric Ideas

7. **Fabric Garland:** Create a festive atmosphere with fabric garland. Cut out shapes from your scraps and string them together for a colorful and whimsical decoration.



8. **Fabric Jewelry:** Turn your fabric scraps into unique and eye-catching jewelry. Create earrings, pendants, or bracelets using your fabric scraps and basic jewelry findings.



9. **Fabric Bookmarks:** Never lose your place in a book again with fabric bookmarks. Cut out rectangles from your fabric scraps and embellish them with ribbons or tassels.



Sustainable Fabric Projects

10. **Fabric Gift Bags:** Give your gifts a sustainable touch with fabric gift bags. Sew together your scraps to create reusable and environmentally friendly packaging.



11. **Fabric Patchwork Quilt:** Preserve memories and upcycle your fabric scraps with a patchwork quilt. Piece together different patterns and colors to create a cozy and unique heirloom.



12. **Fabric Scrap Bunting:** Add a touch of whimsy to your outdoor space with fabric scrap bunting. Cut out triangles from your scraps and sew them together to create a colorful and festive decoration.



Fat Quarter: Quick Makes: 25 Projects to Make from Short Lengths of Fabric


★★★★☆ 4.5 out of 5

Language : English
File size : 20845 KB
Text-to-Speech : Enabled
Screen Reader : Supported

Enhanced typesetting : Enabled
Print length : 50 pages
Lending : Enabled


FREE

DOWNLOAD E-BOOK



The Double Lives of Black Women in America: Navigating the Intersections of Race, Gender, and Class

Black women in America lead complex and multifaceted lives, juggling multiple roles and identities while navigating the often-intersecting challenges...



Banging My Billionaire Boss: A Love Story for the Ages (or at Least the Next Few Hours)

Chapter 1: The Interview I was nervous. Really nervous. I mean, I was about to interview for my dream job, the one that I had been working towards for years. I had...