

260 Essential Tips to Save Significantly on Car Maintenance and Repairs

Maintaining a vehicle can put a significant dent in your wallet. However, with a few clever strategies and some preventive measures, you can significantly reduce the cost of car maintenance and repairs, saving you hundreds or even thousands of dollars over the life of your vehicle.

Preventive Maintenance: The Key to Saving Money

The old adage "an ounce of prevention is worth a pound of cure" couldn't be more true when it comes to car maintenance. By following a regular maintenance schedule, you can identify and address potential issues before they become major problems, preventing costly repairs down the road.



Auto Repair Guide: 260 Great Tips to Save On Car Maintenance and Repairs by Félix J. Palma

★★★★☆ 4.4 out of 5

Language : English
File size : 1306 KB
Text-to-Speech : Enabled
Screen Reader : Supported
Enhanced typesetting : Enabled
Print length : 75 pages
Lending : Enabled
X-Ray for textbooks : Enabled



Here are some essential preventive maintenance tasks:

- **Regular oil changes:** Clean oil lubricates engine parts, preventing friction and wear. Follow your manufacturer's recommended oil change intervals.
- **Tire rotations:** Rotate your tires regularly to ensure even wear, prolonging their lifespan and improving handling.
- **Brake inspections:** Have your brakes inspected periodically to ensure they are functioning properly and to detect any potential issues.
- **Air filter replacement:** A clean air filter allows the engine to breathe efficiently, reducing fuel consumption and emissions.
- **Wiper blade replacements:** Replace wiper blades regularly to ensure clear visibility during rain or snow.

DIY Repairs: Save Money and Learn

If you are comfortable working on your car, performing some basic repairs yourself can save you a substantial amount of money. However, it's important to know your limits and only attempt tasks you are confident in completing.

Here are some DIY repairs suitable for beginners:

- **Brake pad replacements:** With a few basic tools, you can replace worn brake pads, saving hundreds of dollars compared to having a mechanic do it.
- **Oil filter changes:** Oil filter changes are relatively easy and can be done in your driveway with minimal tools.

- **Headlight bulb replacements:** Replacing burnt-out headlights is a simple task that anyone can do.
- **Air filter replacements:** As mentioned earlier, replacing the air filter is a simple and inexpensive way to improve engine performance.
- **Spark plug replacements:** Spark plugs are crucial for ignition, and replacing them can improve fuel efficiency and reduce emissions.

Shop Around for Parts and Labor

When it comes to parts and labor, shopping around can save you a significant amount of money. Here are some tips:

- **Compare prices for parts online:** There are numerous websites where you can compare prices for car parts from different retailers.
- **Consider used parts:** For older vehicles, used parts from salvage yards can be a cost-effective option.
- **Get quotes from multiple mechanics:** When you need major repairs, get quotes from several mechanics to ensure you are getting the best price.
- **Negotiate with your mechanic:** Don't be afraid to negotiate a fair price for labor, especially if you are a repeat customer.
- **Use coupons and discounts:** Many auto repair shops offer coupons and discounts, so be sure to ask about them.

Drive Smart to Save Money

The way you drive can also impact the cost of maintaining your car. Here are some tips for fuel-efficient driving:

- **Avoid aggressive driving:** Hard acceleration and braking can increase fuel consumption.
- **Maintain a steady speed:** Cruise control can help you maintain a consistent speed, saving gas.
- **Plan your trips:** Combine errands to reduce unnecessary driving and idling.
- **Reduce weight:** Remove unnecessary items from your car to reduce fuel consumption.
- **Use public transportation or carpool:** When possible, opt for public transportation or carpool to save money on fuel and maintenance.

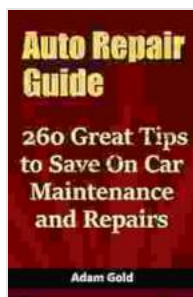
Additional Tips for Saving Money

Here are some additional tips that can help you save even more money on car maintenance:

- **Buy a reliable car:** Some cars are inherently more expensive to maintain than others. Research reliability ratings before purchasing a vehicle.
- **Keep a maintenance log:** Track all maintenance and repairs performed on your car, as this can help you identify patterns and plan for future expenses.
- **Be proactive:** Address minor issues immediately to prevent them from turning into major, expensive repairs.
- **Learn basic car maintenance skills:** With a few basic tools and some online tutorials, you can learn to perform simple repairs yourself.

- **Consider extended warranties:** If you drive a lot or are concerned about major repairs, an extended warranty can provide peace of mind and financial protection.

Maintaining a car doesn't have to break the bank. By following these tips, you can significantly reduce the cost of car maintenance and repairs, saving yourself money and extending the life of your vehicle. Remember, preventive maintenance, DIY repairs, shopping around, smart driving habits, and additional cost-saving strategies can all contribute to keeping your car in top condition without emptying your wallet.




Auto Repair Guide: 260 Great Tips to Save On Car Maintenance and Repairs

by Félix J. Palma

★★★★☆ 4.4 out of 5


Language : English
File size : 1306 KB
Text-to-Speech : Enabled
Screen Reader : Supported
Enhanced typesetting : Enabled
Print length : 75 pages
Lending : Enabled
X-Ray for textbooks : Enabled





The Double Lives of Black Women in America: Navigating the Intersections of Race, Gender, and Class

Black women in America lead complex and multifaceted lives, juggling multiple roles and identities while navigating the often-intersecting challenges...



Banging My Billionaire Boss: A Love Story for the Ages (or at Least the Next Few Hours)

Chapter 1: The Interview I was nervous. Really nervous. I mean, I was about to interview for my dream job, the one that I had been working towards for years. I had...