


A Detailed Guide to Planting Gardens In Graves Sin

Graves Sin is a unique and challenging environment for gardening, but it is also a rewarding one. With careful planning and execution, you can create a beautiful and productive garden that will thrive in this unforgiving landscape.



Planting Gardens in Graves by r.h. Sin

★★★★☆ 4.8 out of 5

Language : English
File size : 1089 KB
Text-to-Speech : Enabled
Screen Reader : Supported
Enhanced typesetting : Enabled
Print length : 274 pages



Site Selection

The first step in planting a garden in Graves Sin is to choose the right site. The ideal site will receive full sun for at least six hours per day and have well-drained soil. You will also need to consider the slope of the land and the availability of water.

If you are unable to find a site that meets all of these criteria, you may need to make some compromises. For example, you may be able to plant a garden on a slope if you terrace the land. Or, you may be able to plant a

garden in partial shade if you choose plants that are tolerant of low light conditions.

Soil Preparation

The soil in Graves Sin is often poor, so it is important to prepare the soil before planting. The best way to do this is to add organic matter, such as compost or manure. This will help to improve the soil's drainage and fertility.

You can also add sand to the soil to improve drainage. If the soil is very heavy, you may need to add more sand than organic matter.

Plant Selection

When choosing plants for your garden in Graves Sin, it is important to select plants that are tolerant of the harsh conditions. Some good choices include:

- Drought-tolerant plants, such as cacti and succulents
- Heat-tolerant plants, such as tomatoes and peppers
- Salt-tolerant plants, such as asparagus and beets
- Wind-tolerant plants, such as rosemary and thyme

You may also want to consider planting native plants, which are adapted to the local climate and soil conditions.

Planting

Once you have selected your plants, it is time to plant them. The best time to plant is in the spring or fall, when the weather is cool and the soil is

moist.

To plant a tree or shrub, dig a hole that is twice as wide as the root ball and just as deep. Place the plant in the hole and backfill with soil, tamping down gently to remove any air pockets.

To plant a flower or vegetable, dig a hole that is deep enough to accommodate the roots. Place the plant in the hole and backfill with soil, tamping down gently.

Watering

In Graves Sin, it is important to water your garden regularly, especially during the hot summer months. The best time to water is in the early morning or evening, when the water will not evaporate as quickly.

The amount of water you need to give your garden will depend on the type of plants you are growing and the weather conditions. As a general rule, you should water your garden deeply and infrequently, rather than shallowly and frequently.

Fertilizing

In addition to watering, you will also need to fertilize your garden regularly. The best time to fertilize is in the spring and fall, when the plants are actively growing.

You can use a variety of fertilizers to meet the needs of your plants. Some good choices include:

- Compost

- Manure
- Commercial fertilizers

Be sure to follow the directions on the fertilizer package carefully.

Pest Control

Pests can be a problem in any garden, but they can be especially problematic in Graves Sin. Some common pests include:

- Aphids
- 菜蛾
- 蜘蛛
- Thrips

There are a variety of ways to control pests in your garden. Some good choices include:

- Using insecticidal soap
- Releasing predators, such as ladybugs and lacewings
- Using row covers to protect your plants
- Hand-picking pests off of your plants

Be sure to use pesticides only as a last resort, as they can harm beneficial insects and other wildlife.

Planting a garden in Graves Sin can be a challenging but rewarding experience. With careful planning and execution, you can create a beautiful

and productive garden that will thrive in this unforgiving landscape.

If you have any questions or need more information, please contact your local Cooperative Extension office.




Planting Gardens in Graves by r.h. Sin

★★★★☆ 4.8 out of 5


- Language : English
- File size : 1089 KB
- Text-to-Speech : Enabled
- Screen Reader : Supported
- Enhanced typesetting : Enabled
- Print length : 274 pages

FREE **DOWNLOAD E-BOOK** 



The Double Lives of Black Women in America: Navigating the Intersections of Race, Gender, and Class

Black women in America lead complex and multifaceted lives, juggling multiple roles and identities while navigating the often-intersecting challenges...



Banging My Billionaire Boss: A Love Story for the Ages (or at Least the Next Few Hours)

Chapter 1: The Interview I was nervous. Really nervous. I mean, I was about to interview for my dream job, the one that I had been working towards for years. I had...