


Dolomites Photo and Hiking Guide: Capture the Beauty of the Italian Alps

Nestled in the heart of the Italian Alps, the Dolomites are a UNESCO World Heritage Site famed for their towering peaks, dramatic cliffs, and verdant valleys. This awe-inspiring mountain range offers a haven for photographers and hikers alike, promising a symphony of colors, majestic landscapes, and unforgettable experiences.

Photography in the Dolomites

The Dolomites are a photographer's paradise, offering a kaleidoscope of natural wonders to capture. From the iconic Tre Cime di Lavaredo to the charming villages of Cortina d'Ampezzo and Ortisei, there's no shortage of stunning subjects to photograph.



Dolomites - Photo and Hiking Guide: The most beautiful places to visit - 90 Photo Spots and 30 Hiking Routes

★★★★☆ 4 out of 5

Language : English
File size : 25406 KB
Text-to-Speech : Enabled
Screen Reader : Supported
Enhanced typesetting : Enabled
Word Wise : Enabled
Print length : 182 pages
Lending : Enabled



Golden Hour Magic

As the sun rises and sets, the Dolomites ignite in golden hues, casting a magical glow on the landscape. This is the perfect time to capture the mountains' ethereal beauty, with warm light illuminating the rugged peaks and creating dramatic shadows.

Panoramic Views

Many scenic viewpoints offer breathtaking panoramic views of the Dolomites. Hike to the Lagazuoi Pass or the Forcella Por to capture sweeping vistas of the entire mountain range.

Iconic Landmarks

Don't miss the chance to photograph the iconic landmarks of the Dolomites. The Tre Cime di Lavaredo, a trio of towering limestone peaks, is a must-see. Also, visit the pristine Lake Braies, known for its emerald-green waters and surrounding forests.

Hiking in the Dolomites

For hikers, the Dolomites offer a vast network of trails ranging from easy strolls to challenging ascents. Explore hidden valleys, conquer steep mountain passes, and discover breathtaking viewpoints that will reward your efforts.

Trail Options

The Dolomites cater to hikers of all levels. Choose from gentle trails winding through meadows to strenuous climbs that lead to towering summits.

Highlights

Some of the most popular hiking destinations include the Tre Cime di Lavaredo Circuit, a scenic loop around the iconic peaks; the Sella Ronda, a challenging trek that encircles the Sella Group; and the Alta Via 1, a demanding but rewarding high-altitude trail that traverses the entire mountain range.

Safety Tips

Before embarking on a hike in the Dolomites, keep these safety tips in mind:

- * Be prepared for changing weather conditions, including rain and snow.
- * Wear appropriate clothing and footwear.
- * Bring plenty of water and snacks.
- * Inform someone of your itinerary and expected return time.
- * Be aware of your surroundings and follow marked trails.

Photography and Hiking Itinerary

To make the most of your trip, consider a photography and hiking itinerary that combines exploration with image-capturing opportunities.

Day 1

- * Arrive in Cortina d'Ampezzo and check into your hotel.
- * Hike to the Lagazuoi Pass for panoramic views of the Dolomites (allow 3-4 hours).
- * Capture sunset photos of the Tre Cime di Lavaredo from the Cinque Torri (allow 1-2 hours).

Day 2

- * Hike the Tre Cime di Lavaredo Circuit (allow 5-7 hours).
- * Take panoramic shots from the Refugio Auronzo.
- * Stop at Lake Misurina for additional

photo opportunities.

Day 3


* Hike to the Forcella Por for breathtaking views of the Marmolada Glacier (allow 4-5 hours). * Visit the Passo Sella and capture stunning sunsets over the Sella Group.

Day 4

* Depart from the Dolomites with unforgettable memories and stunning photographs.

The Dolomites are a photographer and hiker's dream, offering a breathtaking tapestry of natural beauty. Embark on a photographic adventure and capture the essence of these majestic mountains, while immersing yourself in the tranquility of their alpine landscapes. Whether you prefer easy strolls or challenging ascents, the Dolomites have something for everyone.

Embrace the Italian Alps' grandeur, capture its enchanting beauty in your photographs, and create memories that will last a lifetime.




Dolomites - Photo and Hiking Guide: The most beautiful places to visit - 90 Photo Spots and 30 Hiking Routes

★★★★☆ 4 out of 5

Language	: English
File size	: 25406 KB
Text-to-Speech	: Enabled
Screen Reader	: Supported
Enhanced typesetting	: Enabled
Word Wise	: Enabled
Print length	: 182 pages
Lending	: Enabled


FREE

DOWNLOAD E-BOOK



The Double Lives of Black Women in America: Navigating the Intersections of Race, Gender, and Class

Black women in America lead complex and multifaceted lives, juggling multiple roles and identities while navigating the often-intersecting challenges...



Banging My Billionaire Boss: A Love Story for the Ages (or at Least the Next Few Hours)

Chapter 1: The Interview I was nervous. Really nervous. I mean, I was about to interview for my dream job, the one that I had been working towards for years. I had...