


# How to Write Songs for Beginners: A Comprehensive Guide

Songwriting is a rewarding and expressive art form that allows you to share your thoughts, emotions, and stories with the world. Whether you're a complete beginner or have some experience under your belt, this guide will provide you with a step-by-step roadmap to help you write songs that connect with your audience.



## SONGWRITING FOR NOVICES: How to Write Songs for Beginners

★★★★★ 5 out of 5

Language	: English
File size	: 4462 KB
Text-to-Speech	: Enabled
Screen Reader	: Supported
Enhanced typesetting	: Enabled
Word Wise	: Enabled
Print length	: 25 pages
Lending	: Enabled



## The Fundamentals of Songwriting

Before you start writing songs, it's important to understand the basic building blocks of a song. These include:

- **Melody:** The sequence of notes that make up the main tune of your song.
- **Harmony:** The chords that support and complement the melody.

- **Rhythm:** The pattern of beats and accents that give your song its groove.
- **Lyrics:** The words that you sing.

## Writing Lyrics

Lyrics are an essential part of any song, and they can be the most challenging element to write. Here are a few tips for writing great lyrics:

- **Find inspiration from your own experiences and observations.** The best lyrics are often personal and relatable.
- **Use vivid imagery and sensory details to bring your lyrics to life.**
- **Pay attention to the rhythm and flow of your lyrics.** They should feel natural and easy to sing.
- **Don't be afraid to experiment with different rhyme schemes and poetic devices.**

## Writing Melodies

A catchy melody is essential for any great song. Here are a few tips for writing melodies:

- **Start by humming or whistling a melody.** Don't worry about making it perfect at first.
- **Experiment with different notes and rhythms.** See what sounds good to you.
- **Use scales and chords to help you find melodies that sound pleasing.**

- **Repeat melodies and motifs throughout your song to create a sense of familiarity and coherence.**

## **Putting It All Together**

Once you have written your lyrics and melody, it's time to put them together and create a song. Here are a few tips for arranging your song:

- **Start with a strong intro that grabs the listener's attention.**
- **Use a verse-chorus-bridge structure to create a sense of contrast and momentum.**
- **Repeat your chorus multiple times throughout the song.** This will help to make your song more memorable.
- **Add a bridge or outro to provide a sense of closure.**


## **Resources for Songwriters**

If you're looking for more help with songwriting, there are a number of resources available to you:

- **Online songwriting courses:** There are a number of online courses that can teach you the basics of songwriting and help you develop your skills.
- **Songwriting workshops:** Songwriting workshops can provide you with feedback on your songs and help you connect with other songwriters.
- **Songwriting software:** Songwriting software can help you with everything from recording your ideas to arranging your songs.

- **Songwriting books:** There are a number of great books available that can teach you about the craft of songwriting.

Songwriting is a challenging but rewarding art form. With practice and dedication, you can learn to write songs that connect with your audience and express your unique voice. So what are you waiting for? Start writing your songs today!




## SONGWRITING FOR NOVICES: How to Write Songs for Beginners

★★★★★ 5 out of 5

Language	: English
File size	: 4462 KB
Text-to-Speech	: Enabled
Screen Reader	: Supported
Enhanced typesetting	: Enabled
Word Wise	: Enabled
Print length	: 25 pages
Lending	: Enabled

FREE

DOWNLOAD E-BOOK



## The Double Lives of Black Women in America: Navigating the Intersections of Race, Gender, and Class

Black women in America lead complex and multifaceted lives, juggling multiple roles and identities while navigating the often-intersecting challenges...



## **Banging My Billionaire Boss: A Love Story for the Ages (or at Least the Next Few Hours)**

Chapter 1: The Interview I was nervous. Really nervous. I mean, I was about to interview for my dream job, the one that I had been working towards for years. I had...