


Rhinoplasty Outpatients Surgical Guide: In-Depth Information for Patients

Rhinoplasty, also known as nose reshaping surgery, is a procedure designed to improve the aesthetics and functionality of the nose. As an outpatient procedure, rhinoplasty involves minimal hospital stays, allowing patients to recover in the comfort of their own homes. This comprehensive guide aims to provide detailed information for rhinoplasty outpatients, addressing various aspects of the surgical process, from pre-operative preparation to post-operative recovery.



RHINOPLASTY: OUTPATIENTS SURGICAL GUIDE

★★★★★ 5 out of 5

Language	: English
File size	: 19465 KB
Text-to-Speech	: Enabled
Screen Reader	: Supported
Enhanced typesetting	: Enabled
Print length	: 125 pages
Lending	: Enabled
Hardcover	: 423 pages
Dimensions	: 6.75 x 0.75 x 9.5 inches



Pre-Operative Preparation

Prior to surgery, patients will undergo a thorough consultation with their surgeon. During this visit, they will discuss their aesthetic goals, medical history, and any potential underlying medical conditions. The surgeon will also provide instructions regarding pre-operative preparation, including:

- Quitting smoking several weeks before surgery
- Avoiding certain medications, such as aspirin and ibuprofen, which can increase bleeding
- Fasting for a specified period before surgery
- Arranging for a responsible adult to drive them home after the procedure

Surgical Procedure

Rhinoplasty is typically performed under general anesthesia, ensuring the patient's comfort and relaxation throughout the procedure. The surgeon will make incisions either inside the nose (closed rhinoplasty) or across the columella (open rhinoplasty). The surgical approach depends on the individual's anatomy and the desired outcome.

Once the incisions are made, the surgeon will carefully reshape the nasal bone and cartilage to achieve the desired form and size. In some cases, additional procedures, such as turbinate reduction or septoplasty, may be performed to address functional concerns.

Post-Operative Care

After surgery, patients will typically stay in the recovery room for several hours before being discharged home. During this time, they will be monitored for any complications and given instructions on how to care for their nose.

Post-operative care involves:

- Applying ice packs to reduce swelling
- Taking prescribed medications to manage pain and prevent infection
- Avoiding strenuous activity and contact sports
- Keeping the nose clean and protected from the sun

Recovery Timeline

Following rhinoplasty, patients can expect some swelling and bruising around the nose and eyes. This will gradually subside over the next few weeks. Recovery typically involves the following timeline:

- **First week:** Rest at home, avoid strenuous activity, and follow post-operative care instructions.
- **Two weeks:** Most swelling and bruising has subsided, and patients can gradually resume light activities.
- **One month:** The nose is significantly healed, and patients can return to most normal activities.
- **Three to six months:** The nose continues to refine and achieve its final shape.

Potential Risks and Complications

As with any surgical procedure, rhinoplasty carries certain risks and potential complications, such as:

- Bleeding
- Infection

- Scarring
- Change in nasal function (e.g., difficulty breathing)
- Unsatisfactory aesthetic results

It is crucial to discuss these potential risks with your surgeon before undergoing rhinoplasty and to follow their instructions carefully to minimize the likelihood of complications.

Rhinoplasty outpatients can expect a safe and effective procedure that can significantly improve the aesthetics and functionality of their nose. By following the pre-operative preparation guidelines, adhering to post-operative care instructions, and understanding the potential risks and recovery timeline, patients can ensure a successful outcome and a smooth recovery.

If you are considering rhinoplasty, it is highly recommended to consult with a qualified and experienced plastic surgeon to discuss your individual needs and goals. An informed decision will lead to greater satisfaction and a positive surgical experience.




RHINOPLASTY: OUTPATIENTS SURGICAL GUIDE

★★★★★ 5 out of 5

Language	: English
File size	: 19465 KB
Text-to-Speech	: Enabled
Screen Reader	: Supported
Enhanced typesetting	: Enabled
Print length	: 125 pages
Lending	: Enabled
Hardcover	: 423 pages
Dimensions	: 6.75 x 0.75 x 9.5 inches


FREE

DOWNLOAD E-BOOK



The Double Lives of Black Women in America: Navigating the Intersections of Race, Gender, and Class

Black women in America lead complex and multifaceted lives, juggling multiple roles and identities while navigating the often-intersecting challenges...



Banging My Billionaire Boss: A Love Story for the Ages (or at Least the Next Few Hours)

Chapter 1: The Interview I was nervous. Really nervous. I mean, I was about to interview for my dream job, the one that I had been working towards for years. I had...