


Simple Step-by-Step Cannabis Extracts Guide for Beginners: An Extensive Manual to Home Extraction

Cannabis extracts are concentrated forms of the active compounds found in the cannabis plant, including cannabinoids and terpenes. They offer a potent and versatile way to consume cannabis, with a wide range of therapeutic and recreational benefits.

Extracting cannabis at home can be a rewarding and cost-effective way to enjoy the benefits of these potent compounds. While there are various extraction methods available, this guide will focus on three beginner-friendly techniques:

- Solventless extraction
- Solvent extraction
- Ethanol extraction

Solventless extraction methods use physical agitation to separate the trichomes from the plant material. Trichomes are the resin glands that contain the desired compounds.



A Simple Step By Step Cannabis Extracts Guide For Beginners by GOAL QPC

★★★★☆ 4.2 out of 5

Language : English

File size : 488 KB

Text-to-Speech : Enabled

Screen Reader : Supported

Enhanced typesetting : Enabled
Print length : 51 pages
Lending : Enabled
Item Weight : 11.3 ounces
Dimensions : 5.39 x 0.87 x 7.8 inches



Materials:

- Cannabis flower
- Dry sift screen
- Brush
- Collection tray

Steps:

1. Grind the cannabis flower into a fine powder.
2. Spread the powder over a dry sift screen.
3. Use a brush to gently agitate the powder, allowing the trichomes to pass through the screen.
4. Collect the trichomes on a tray below the screen.

Materials:

- Cannabis flower
- Ice cubes

- Immersion blender
- Bubble bags with various micron sizes
- Bucket

Steps:

1. Fill a bucket with ice and cold water.
2. Add the cannabis flower to the bucket and stir vigorously.
3. Use an immersion blender to further agitate the mixture, releasing the trichomes.
4. Pour the mixture through a series of bubble bags with different micron sizes, each collecting trichomes of different sizes.
5. Rinse the trichomes with cold water and freeze-dry them to remove moisture.

Solvent extraction methods use chemical solvents to dissolve the desired compounds from the plant material. The solvent is then evaporated, leaving behind the concentrated extract.

Materials:

- Cannabis flower
- Butane
- Closed-loop extraction system
- Purge oven

Steps:

1. Pack the cannabis flower into a closed-loop extraction tube.
2. Chill the butane and pass it through the tube, extracting the dissolved compounds.
3. Evaporate the butane using a purge oven, leaving behind the BHO extract.

Materials:

- Cannabis flower
- CO2 extractor
- Collection vessel

Steps:

1. Load the cannabis flower into the CO2 extractor.
2. Pump CO2 into the extractor, creating a supercritical fluid that dissolves the desired compounds.
3. Release the pressure, allowing the CO2 to evaporate and leave behind the concentrated extract.

Ethanol extraction is similar to solvent extraction, but it uses ethanol instead of butane or CO2. Ethanol is a more polar solvent, which means it can extract a wider range of compounds.

Materials:

- Cannabis flower
- Food-grade ethanol
- Cheesecloth or coffee filter
- Glass jar

Steps:

1. Grind the cannabis flower into a fine powder.
2. Combine the cannabis powder and ethanol in a glass jar.
3. Shake the jar vigorously for several minutes.
4. Filter the mixture through cheesecloth or a coffee filter to remove the plant material.
5. Allow the tincture to evaporate slightly to concentrate the extract.

When extracting cannabis at home, it's crucial to use the appropriate equipment and follow safety guidelines:

- **Closed-loop extraction systems:** These are recommended for solvent extraction methods to prevent solvent leaks.
- **Purge ovens:** These are essential for removing residual solvents from the extract.
- **Gloves and protective eyewear:** Always wear these when handling solvents or extracts.
- **Well-ventilated area:** Extractions should be performed in a well-ventilated area to prevent solvent inhalation.

- **Fire extinguisher:** Keep a fire extinguisher nearby in case of emergencies.

Proper storage is essential to preserve the potency and quality of your extracts:

- Store extracts in airtight containers in a cool, dark place.
- Extracts can be consumed in various ways, including vaporizing, dabbing, or adding them to edibles.

Home cannabis extraction can be an exciting and rewarding endeavor. By following the steps outlined in this guide, beginners can safely and effectively extract potent and flavorful cannabis concentrates.

Remember to prioritize safety and use the appropriate equipment and techniques. With patience and attention to detail, you can enjoy the benefits of high-quality cannabis extracts at home.



A Simple Step By Step Cannabis Extracts Guide For Beginners

by GOAL QPC

★★★★☆ 4.2 out of 5

Language : English

File size : 488 KB

Text-to-Speech : Enabled

Screen Reader : Supported

Enhanced typesetting : Enabled

Print length : 51 pages

Lending : Enabled


Item Weight : 11.3 ounces

Dimensions : 5.39 x 0.87 x 7.8 inches

FREE


DOWNLOAD E-BOOK





The Double Lives of Black Women in America: Navigating the Intersections of Race, Gender, and Class

Black women in America lead complex and multifaceted lives, juggling multiple roles and identities while navigating the often-intersecting challenges...



Banging My Billionaire Boss: A Love Story for the Ages (or at Least the Next Few Hours)

Chapter 1: The Interview I was nervous. Really nervous. I mean, I was about to interview for my dream job, the one that I had been working towards for years. I had...