


Step-by-Step Instructions for Drawing 25 Different Cat Breeds: Unleash the Artist Within

- **Step 1:** Begin with a circle for the head and a triangle for the body.
 - **Step 2:** Add ovals for the eyes and a small triangle for the nose.
 - **Step 3:** Draw two curved lines for the ears and a curved line for the mouth.
 - **Step 4:** Sketch the body, starting with a curved line for the back and adding a tail.
 - **Step 5:** Draw the legs with curved lines and small circles for the paws.
 - **Step 6:** Add details such as whiskers, stripes, and a collar to complete your Siamese masterpiece.
-
- **Step 1:** Start with a circle for the head and an oval for the body.
 - **Step 2:** Add two large ovals for the eyes and a small triangle for the nose.
 - **Step 3:** Draw two curved lines for the ears and a curved line for the mouth.
 - **Step 4:** Sketch the body, creating a fluffy outline for the fur.
 - **Step 5:** Draw the legs with curved lines, adding tufts of fur at the end.
 - **Step 6:** Add details such as whiskers, a long, flowing tail, and a collar.
-
- **Step 1:** Start with a circle for the head and a rectangle for the body.

- **Step 2:** Draw two large ovals for the eyes and a small triangle for the nose.
 - **Step 3:** Add two large, pointed ears and a curved line for the mouth.
 - **Step 4:** Sketch the body, creating a shaggy outline for the fur.
 - **Step 5:** Draw the legs with thick, curved lines and large paws.
 - **Step 6:** Add details such as whiskers, a long, bushy tail, and a collar.
-
- **Step 1:** Start with a circle for the head and a triangle for the body.
 - **Step 2:** Add two large, oval eyes and a small triangle for the nose.
 - **Step 3:** Draw two small, rounded ears and a curved line for the mouth.
 - **Step 4:** Sketch the body, creating a smooth, graceful outline.
 - **Step 5:** Draw the legs with curved lines, adding small paws.
 - **Step 6:** Add details such as whiskers, a long, fluffy tail, and a collar.




How to Draw Horses & Ponies: Step-by-step instructions for 25 different breeds (Learn to Draw)

★★★★☆ 4.6 out of 5


Language : English
 File size : 16714 KB
 Text-to-Speech : Enabled
 Screen Reader : Supported
 Enhanced typesetting : Enabled
 Print length : 206 pages





The Double Lives of Black Women in America: Navigating the Intersections of Race, Gender, and Class

Black women in America lead complex and multifaceted lives, juggling multiple roles and identities while navigating the often-intersecting challenges...



Banging My Billionaire Boss: A Love Story for the Ages (or at Least the Next Few Hours)

Chapter 1: The Interview I was nervous. Really nervous. I mean, I was about to interview for my dream job, the one that I had been working towards for years. I had...