


Successfully Apply to Ophthalmology Specialty Training: A Comprehensive Guide

Ophthalmology is a competitive and sought-after medical specialty that offers a wide range of career opportunities. If you are interested in pursuing a career in ophthalmology, it is important to be well-prepared for the application process. This guide will provide you with all the information you need to know about applying to ophthalmology specialty training, from choosing a program to writing a strong personal statement and preparing for your interview.



Successfully Apply to Ophthalmology Specialty Training

★★★★☆ 4.6 out of 5

Language	: English
File size	: 541 KB
Text-to-Speech	: Enabled
Screen Reader	: Supported
Enhanced typesetting	: Enabled
Print length	: 73 pages
Lending	: Enabled



Choosing a Program

The first step in applying to ophthalmology specialty training is to choose a program. There are many different ophthalmology programs available, so it is important to do your research and find a program that is a good fit for your interests and career goals. When choosing a program, you should consider factors such as:

- The program's reputation and ranking
- The faculty and their areas of expertise
- The clinical and research opportunities available
- The program's location and lifestyle
- The program's cost and financial aid options

Once you have chosen a few programs, you should visit their websites and attend any available information sessions. This will give you an opportunity to learn more about the programs and meet the faculty and staff. You should also speak to current and former residents to get their insights on the programs.

The Application Process

The application process for ophthalmology specialty training is competitive. In order to be competitive, you will need to have a strong academic record, a solid foundation in ophthalmology, and a commitment to research and clinical practice. The application process typically includes the following steps:

1. Submitting an application through the Electronic Residency Application Service (ERAS)
2. Writing a personal statement
3. Submitting letters of recommendation
4. Completing an interview

Submitting an Application through ERAS

The first step in the application process is to submit an application through ERAS. ERAS is a centralized application service that allows you to submit your application to multiple programs at once. When submitting your application, you will need to provide information such as your academic transcripts, a personal statement, letters of recommendation, and any other required materials.

Writing a Personal Statement

The personal statement is a critical part of your application. This is your opportunity to tell the programs about yourself, your interests, and your motivations for pursuing a career in ophthalmology. In your personal statement, you should highlight your academic achievements, clinical experiences, research interests, and any other factors that make you a unique and qualified candidate.

Submitting Letters of Recommendation

Letters of recommendation are another important part of your application. These letters should come from individuals who can attest to your academic abilities, clinical skills, and personal qualities. When asking for letters of recommendation, be sure to choose individuals who know you well and can provide a strong and positive evaluation of your work.

Completing an Interview

If you are selected for an interview, it is important to be prepared. The interview is your chance to make a good impression on the program directors and to demonstrate your passion for ophthalmology. During the interview, you can expect to be asked questions about your academic record, clinical experiences, research interests, and career goals. You

should also be prepared to discuss your personal qualities and why you are a good fit for the program.

Preparing for Your Interview

Preparing for your interview can be done in a number of ways. You can practice answering common interview questions, research the program you are interviewing with, and dress professionally. You should also be prepared to discuss your academic record, clinical experiences, research interests, and career goals.

Practicing Answering Common Interview Questions

There are a number of common interview questions that you can expect to be asked, such as:

- Tell me about yourself.
- Why did you choose ophthalmology?
- What are your strengths and weaknesses?
- What are your research interests?
- What are your career goals?

You can practice answering these questions by yourself, with a friend or family member, or with a career counselor. When practicing, be sure to speak clearly and confidently, and to provide specific examples to support your answers.


Researching the Program You Are Interviewing With

Before your interview, it is important to research the program you are interviewing with. This will help you to understand the program's mission, values, and culture. You can research the program by visiting its website, reading its published materials, and speaking to current and former residents.

Dressing Professionally

It is important to dress professionally for your interview. This means wearing a suit or other appropriate business attire. You should also make sure that your clothes are clean and pressed, and that your shoes are polished.

Applying to ophthalmology specialty training is a competitive process, but it is also a rewarding one. By following the steps outlined in this guide, you can increase your chances of success. With hard work and preparation, you can achieve your goal of becoming an ophthalmologist.




Successfully Apply to Ophthalmology Specialty Training

★★★★☆ 4.6 out of 5


Language : English
File size : 541 KB
Text-to-Speech : Enabled
Screen Reader : Supported
Enhanced typesetting : Enabled
Print length : 73 pages
Lending : Enabled





The Double Lives of Black Women in America: Navigating the Intersections of Race, Gender, and Class

Black women in America lead complex and multifaceted lives, juggling multiple roles and identities while navigating the often-intersecting challenges...



Banging My Billionaire Boss: A Love Story for the Ages (or at Least the Next Few Hours)

Chapter 1: The Interview I was nervous. Really nervous. I mean, I was about to interview for my dream job, the one that I had been working towards for years. I had...