


# The Complete Tune Playing Toolkit for String Banjo

Before you can start playing tunes on the string banjo, you'll need to get your hands on a banjo. You can find banjos at most music stores or online. Once you have your banjo, you'll need to learn how to tune it. The most common tuning for the string banjo is GDAE, which is the same as the tuning for the violin.

Once your banjo is tuned, you can start learning some basic chords. The most common chords in string banjo music are G, C, D, and A. These chords are easy to play and they can be used to play a variety of songs.

Once you've mastered some basic chords, you can start learning how to strum. There are many different strumming patterns that you can use, but the most common pattern is the "boom-chick" pattern. This pattern is played by alternating between downstrokes and upstrokes on the strings.



## The Complete Tune Playing Toolkit for 5-String Banjo: A Comprehensive Guide to Mastering Traditional

**Melodies** by Breandán Ó Madagáin

★★★★☆ 4.6 out of 5

Language : English

File size : 21826 KB

Print length : 41 pages

Screen Reader : Supported

FREE

DOWNLOAD E-BOOK



Once you've mastered some basic chords and strumming patterns, you can start learning how to play melodies on the string banjo. There are many different ways to play melodies on the banjo, but the most common method is to use a combination of picking and fretting.

Picking is the technique of using your fingers to pluck the strings. The most common picking pattern is the "Scruggs" style, which is named after the legendary banjo player Earl Scruggs. The Scruggs style is played by alternating between downstrokes and upstrokes on the strings, while also using your fingers to fret the strings.

Fretting is the technique of using your fingers to press down on the strings on the neck of the banjo. This changes the pitch of the strings, allowing you to play different notes.

Once you've mastered the basics of playing the string banjo, you can start learning some more advanced techniques. These techniques can help you to play more complex and interesting songs.


Some of the most common advanced techniques include:

- **Rolls:** Rolls are fast, repetitive picking patterns that are used to create a percussive sound. There are many different types of rolls, each with its own unique sound.
- **Fills:** Fills are short, improvised bursts of notes that are played between chords. Fills can be used to add interest and variety to your playing.
- **Slides:** Slides are techniques that involve moving your fingers up and down the strings without picking them. Slides can be used to create a

smooth, legato sound.

- **Hammer-ons:** Hammer-ons are techniques that involve using your picking hand to hammer a string onto the fretboard. Hammer-ons can be used to create a staccato sound.
- **Pull-offs:** Pull-offs are techniques that involve using your picking hand to pull a string off the fretboard. Pull-offs can be used to create a staccato sound.

The string banjo is a versatile instrument that can be used to play a wide variety of music. If you're interested in learning how to play the banjo, this article has given you a comprehensive overview of the basics. With a little practice, you'll be able to play your favorite songs in no time.



## The Complete Tune Playing Toolkit for 5-String Banjo: A Comprehensive Guide to Mastering Traditional

**Melodies** by Breandán Ó Madagáin

★★★★☆ 4.6 out of 5


Language : English

File size : 21826 KB

Print length : 41 pages


Screen Reader : Supported





## **The Double Lives of Black Women in America: Navigating the Intersections of Race, Gender, and Class**

Black women in America lead complex and multifaceted lives, juggling multiple roles and identities while navigating the often-intersecting challenges...



## **Banging My Billionaire Boss: A Love Story for the Ages (or at Least the Next Few Hours)**

Chapter 1: The Interview I was nervous. Really nervous. I mean, I was about to interview for my dream job, the one that I had been working towards for years. I had...