

The Essential Guide to Technique for Bass Guitar Players: Beginner's Guide to Fingerstyle and Pick Playing

Welcome to the ultimate guide to bass guitar technique! Whether you're a complete beginner or looking to refine your skills, this comprehensive guide will provide you with a solid foundation in the essential techniques used by bass guitarists.



The Essential Guide To Technique For Bass Guitar Players (eBassGuitar Beginner To Intermediate Bass Guitar Training Book 4)

★★★★☆ 4.5 out of 5

Language : English
File size : 24915 KB
Text-to-Speech : Enabled
Screen Reader : Supported
Enhanced typesetting : Enabled
Word Wise : Enabled
Print length : 81 pages
Lending : Enabled



As a bass guitarist, your primary role is to provide the rhythmic and harmonic foundation for the music. To do this effectively, you need to master proper technique, which includes both fingerstyle and pick playing. This guide will cover the fundamental techniques of each, helping you develop the skills necessary to become a proficient bass guitarist.

Fingerstyle Bass Guitar Technique

Fingerstyle bass guitar playing involves using your fingers to pluck the strings. This is a popular technique for playing a wide range of musical styles, from rock to funk to jazz.

Basic Fingerstyle Technique

To play fingerstyle bass guitar, start by resting your thumb on the pickup or bridge and using your index, middle, and ring fingers to pluck the strings.

- Use a light touch and keep your fingers relaxed.
- Alternate between fingers in a fluid motion.
- Keep your picking hand close to the strings for precision.

Advanced Fingerstyle Techniques

Once you have mastered the basic fingerstyle technique, you can explore more advanced techniques such as:

- **Slap bass:** A percussive technique that involves slapping the strings with your thumb and pulling them back with your fingers.
- **Popping:** A technique where you pull the strings upward with your fingers, creating a "pop" sound.
- **Tapping:** A technique where you tap the strings with your fingers instead of plucking them.

Pick Playing Bass Guitar Technique

Pick playing bass guitar involves using a pick to pluck the strings. This technique is often preferred for playing faster, more aggressive styles of

music, such as rock and metal.

Basic Pick Playing Technique

To play pick bass guitar, hold the pick between your thumb and index finger and rest your picking hand on the bridge or strings.

- Use a firm grip but avoid gripping the pick too tightly.
- Pick the strings in a downward motion and follow through with your wrist.
- Alternate between upstrokes and downstrokes for a fluid sound.

Advanced Pick Playing Techniques

Once you have mastered the basic pick playing technique, you can explore more advanced techniques such as:

- **Alternate picking:** A technique where you alternate between upstrokes and downstrokes for each note.
- **Economy picking:** A technique where you use the shortest possible movements to pick the notes.
- **Sweep picking:** A technique where you use a single downstroke or upstroke to play a series of notes.

Tips for Developing Proper Technique

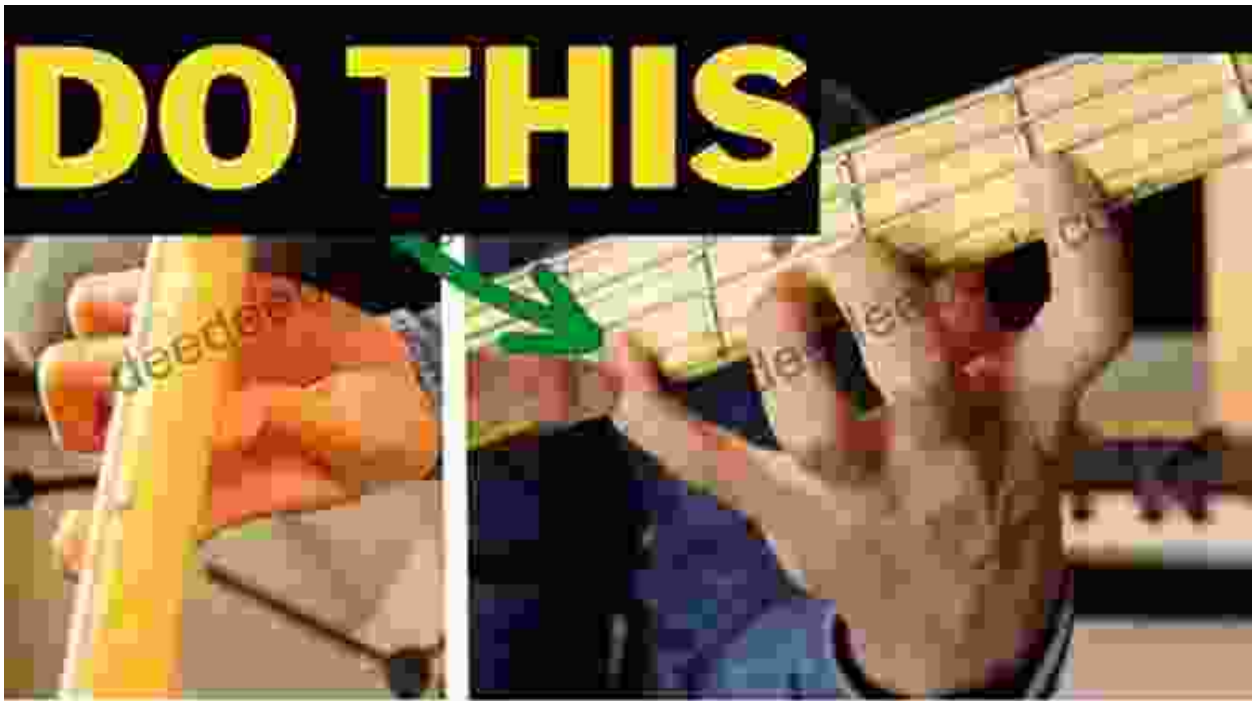
Here are a few tips to help you develop proper bass guitar technique:

- **Practice regularly:** The key to developing good technique is consistent practice.

- **Start slowly:** Don't try to rush through the lessons. Take your time and focus on accuracy.
- **Use a metronome:** A metronome will help you maintain a steady tempo and improve your timing.
- **Take breaks:** Taking short breaks throughout your practice session will help prevent fatigue and allow you to focus better.
- **Get feedback:** Ask a teacher or more experienced bass guitarist for feedback on your technique.

Mastering the essential techniques for bass guitar playing is a journey that requires dedication and practice. By following the guidance provided in this guide, you can develop the proper fingerstyle and pick playing techniques that will enable you to become a skilled and versatile bass guitarist. Remember to be patient, practice consistently, and seek feedback along the way. With hard work and perseverance, you will achieve your bass guitar playing goals.

Image Alt Attributes




**The Essential Guide To Technique For Bass Guitar
Players (eBassGuitar Beginner To Intermediate Bass**



Guitar Training Book 4)


★★★★☆ 4.5 out of 5

Language : English
File size : 24915 KB
Text-to-Speech : Enabled
Screen Reader : Supported
Enhanced typesetting : Enabled
Word Wise : Enabled
Print length : 81 pages
Lending : Enabled



The Double Lives of Black Women in America: Navigating the Intersections of Race, Gender, and Class

Black women in America lead complex and multifaceted lives, juggling multiple roles and identities while navigating the often-intersecting challenges...



Banging My Billionaire Boss: A Love Story for the Ages (or at Least the Next Few Hours)

Chapter 1: The Interview I was nervous. Really nervous. I mean, I was about to interview for my dream job, the one that I had been working towards for years. I had...